



Music Virtual Learning

3rd Grade Pitch Notation

April 14, 2020



3rd Grade Music
Lesson: April 14, 2020

Learning Target:
I can read notes on the treble clef staff.

Background: This is labeling notes in music

- Students have been writing music with standard notation of notes.
- Students use the “music alphabet”: A, B, C, D, E, F, G.
- Students learn the note names for line and space notes in 3rd grade.

Let’s Get Started:

Watch Videos:

1. [YouTube: Learn Notation Song](#)
2. [YouTube: I Knew You Were Treble](#)

Practice #1:

What letters do the lines get?


DON'T FORGET TO
START FROM THE
BOTTOM LINE!



Practice #2:

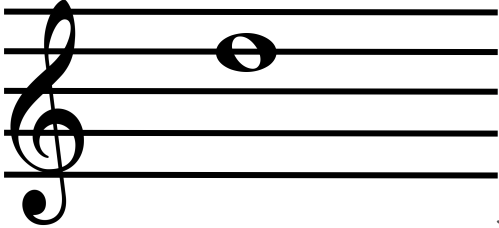
What letters do the spaces get?

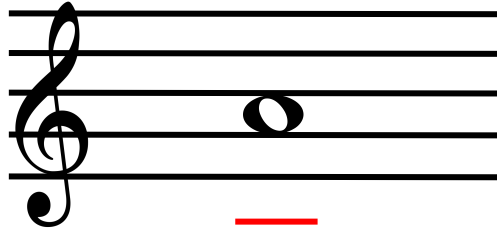
REMEMBER THE
WORD THE SPACES
SPELL!




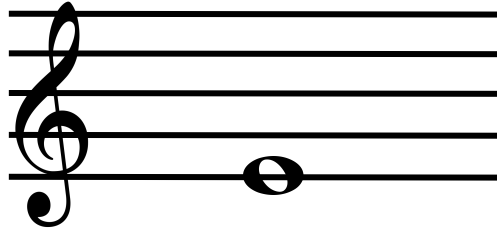
Practice #3:

What notes are these?

1. 
—

2. 
—

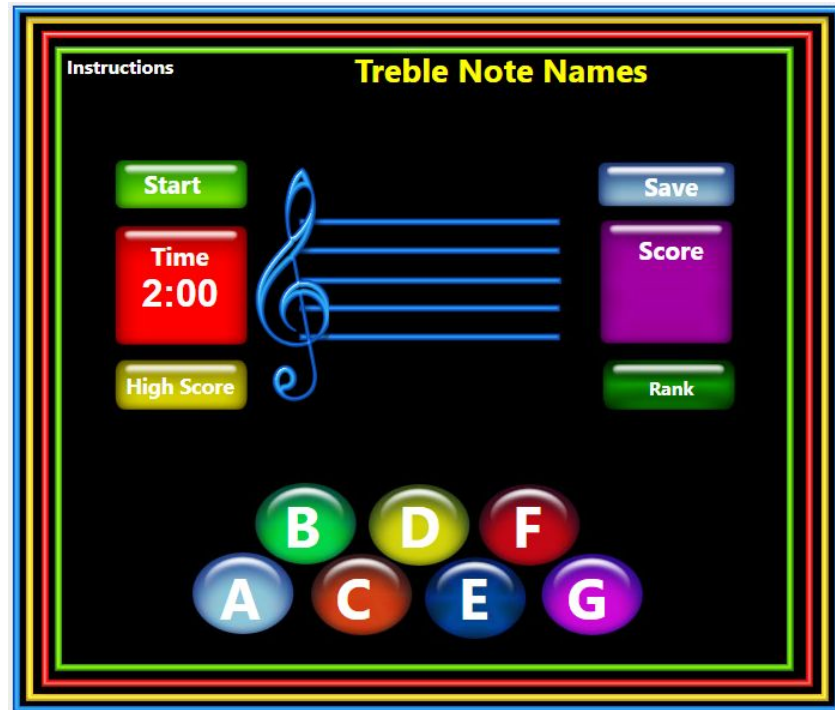
3. 
—

4. 
—



Practice on your own:
Go to this website:
[Treble Note Names Game](#)

1. Click on green START button.
2. The timer will start counting down from 2 minutes. That's the amount of time you have to click the correct answer.
3. Keep track of your points on the left side of the game.

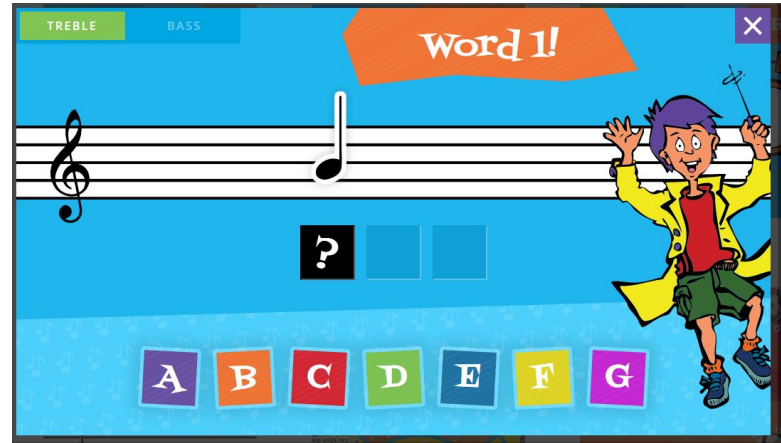


MORE Practice on your own:


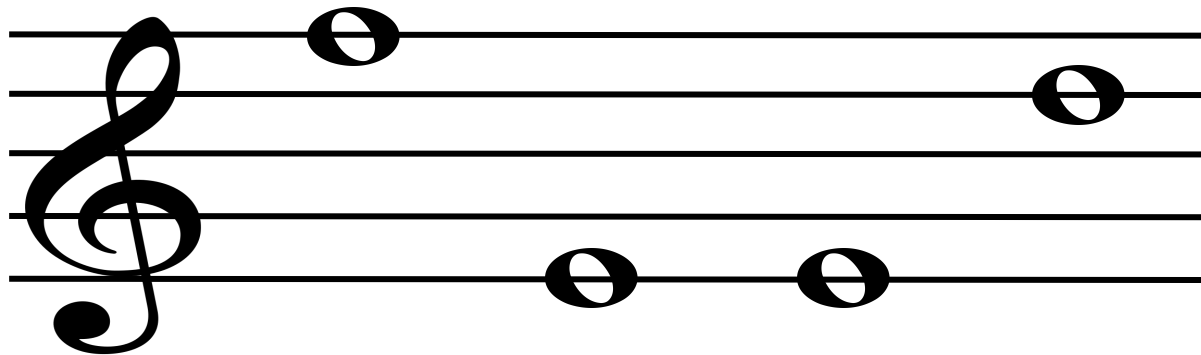
Go to this website:

[Note Names Game](#)

1. Click on the game picture, or click on the blue “Play Note Names” button at the top.
2. Choose which letter matches the note on the staff.
3. You will have several notes to match in order to spell a real word.
4. See how many you can get!



Practice:
What words do these notes spell?



Self Check:

Go tell someone in your home your answers.



1. Was this lesson?

- easy
- just right
- hard

2. Think of different words you can spell with music notes!